

# KRAFTWERK®

FAVORITE TOOLS SINCE 1979

## Instruction Manual

### Wireless rechargeable LED handlamp

### Wireless charger

701.002.001 / 701.002.000

798.000.003 / 798.000.004



701.002.001



701.002.000



798.000.003





798.000.004



EN





**IMPORTANT! RETAIN FOR FUTURE REFERENCE: READ CAREFULLY!**

**TECHNICAL SPECIFICATIONS:**

Model	701.002.000
Protection class	III
Protection degree	IP65
Operating temperature	-10°C ~ +40°C
Input	5 V  2 A
Illuminant	Front: 6 W , Torch:1 W
Luminous flux	100-600 lm (Front) ,100 lm (Torch)
Charging time	Approx. 2.5 h @ 5 V 2 A, 4.5 h @ Wireless
Operating time	Approx. 3 h (Front), 10 h (Torch)
Battery	Li-ion 3.7 V  2600 mAh
Dimensions L/B/H	205 x 55 x 40 mm
Net weight	302 g

Model	701.002.001
Protection class	III
Protection degree	IP65
Operating temperature	-10°C ~ +40°C
Input	5 V  1 A
Illuminant	Front: 3 W , Torch:1 W
Luminous flux	100-300 lm (Front) ,100 lm (Torch)
Charging time	Approx. 3 h @ 5 V 1 A, 3.5 h @ Wireless
Operating time	Approx. 3 h (Front), 6 h (Torch)
Battery	Li-poly 3.7 V  1500 mAh
Dimensions L/B/H	133 x 68 x 25 mm
Net weight	200 g

Model	798.000.003
Protection class	III
Operating temperature	-10°C ~ +40°C
Input	5 V  1 A
Rated Power	5 W
Dimensions L/B/H	151 x 106 x 18 mm
Net weight	190 g

Model	798.000.004
Protection class	III
Operating temperature	-10°C ~ +40°C
Input	5 V  2 A
Rated Power	One: 5 W , Double:10 W
Dimensions L/B/H	202 x 106 x 18 mm
Net weight	270 g

## **PROPER INTENDED USE - 701.002.000 / 701.002.001**

The handlamp is suitable for indoor and outdoor lighting applications.

### **OPERATION**

You can fold the light with the continuous adjustable arm which can be used to set the light at different tilt angles. And a built-in magnet at the bottom makes you can adsorb the handlamp on the surface which is adsorbable.

### **SAFETY NOTES**

1. Prior to commissioning, make sure the right voltage is available.
2. Prior to each charge, make sure the light and mains supply cable are not damaged in any way. Never use the lamp if you find damage.
3. Do not use the handlamp in explosive environments in which flammable liquids, gases or dusts are present. Risk to life!
4. LED lights are extremely bright. Do not look directly at the lamp.

### **MAINTENANCE**

PLEASE NOTE: For non-user replaceable light sources: The light source contained in this luminaire shall only be replaced by the manufacturer or his service agent or a similar qualified person.

Never open the lamp when the mains supply cable is connected.

### **CLEANING**

Do not use solvents, corrosive cleaners or the like. Use a dry or slightly moist cloth for cleaning ONLY.

## **PROPER INTENDED USE - 798.000.004 / 798.000.003**

### **PROPER INTENDED USE**

The charger is only suitable for indoor charging applications.

### **OPERATION**

A magnet built into the bottom allows you to stick to a metal surface.

### **SAFETY NOTES**

1. Prior to commissioning, make sure the right voltage is available.
2. Prior to each charge, make sure the charger are not damaged in any way. Never use the charger if you find damage.
3. Do not use the charge in explosive environments in which flammable liquids, gases or dusts are present. Risk to life!

### **PROMPT**

The product does not support both wireless and USB output when charging.

The product is scheduled to hang the wall installation height is less than 2m.

## MAINTENANCE

Please note: this charger damage can only be repaired and replaced by the manufacturer or its service agent or similar qualified personnel.

Do not remove the charger when the main power cable is connected.

## CLEANING

Do not use solvents, corrosive cleaners or the like. Use a dry or slightly moist cloth for cleaning ONLY.



Waste electrical products should not be disposed of together with household waste. Please recycle where designated facilities exists. Check with your local authority or retailer for recycling advice.

- The battery must be removed from the appliance before it is scrapped.
- The appliance must be disconnected from the main power supply when removing the battery.
- The battery must be disposed of safely.

## WARRANTY

We do not take responsibility for any damage caused by misuse or any use that is not in compliance with the safety standards described herein.

## CUSTOMER SERVICES

Contact your local importer of your specialized dealer to obtain address of our service department.

---

**FROM DATE OF PURCHASE RECEIPT  
2 YEAR GUARANTEE  
ON MATERIAL OR PRODUCTION DEFECTS**

# KRAFTWERK®

FAVORITE TOOLS SINCE 1979

**KRAFTWERK GROUP AG**  
Mettlenbachstrasse 23  
CH-8617 Mönchaltorf  
Switzerland  
Tel. +41-44 949 40 50

**KRAFTWERK Sàrl.**  
25, rue du Stade  
F – 67870 Bischoffsheim  
France  
Tel. +33-388 48 64 50

**[www.kraftwerktools.com](http://www.kraftwerktools.com)**