

# KRAFTWERK®

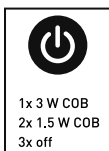
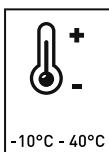

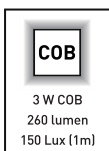
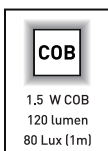
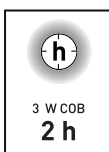
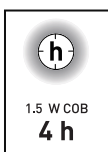
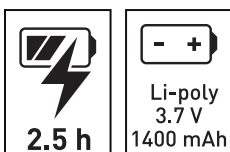
FAVORITE TOOLS SINCE 1979

## Instruction Manual

### LED head lamp H260, rechargeable


702.003.000

EN



**IMPORTANT! RETAIN FOR FUTURE REFERENCE: READ CAREFULLY!**

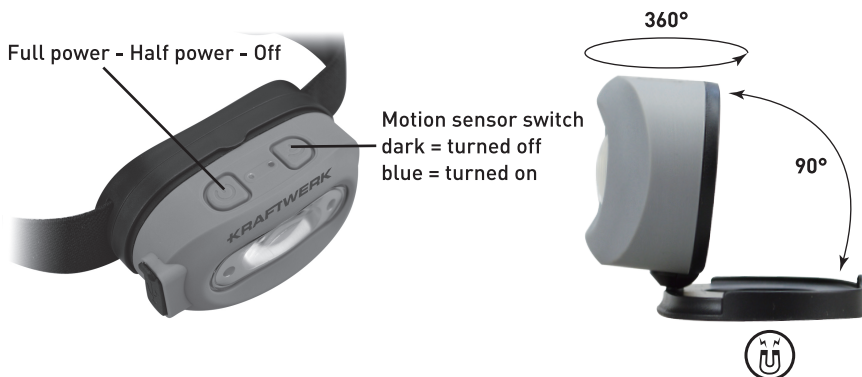
## TECHNICAL SPECIFICATIONS

Model	702.003.000
Protection class	III
Protection degree	IP44
LED	3 W
Lumen	120 lm (1.5 W) , 260 lm (3 W)
Lux	80 lx (1.5 W / 1 m), 150 lx (3 W / 1 m)
CRI	>80
Kelvin	6400 K
Charging time	2.5 h
Operating time	4 h (1.5 W), 2 h (3 W)
Battery	Li-poly 3.7 V  1400 mAh
Operating temperature	-10°C ~ +40°C
Dimensions L/B/H	80 x 55 x 45 mm
Net weight	110 g

## GENERAL SAFETY INSTRUCTIONS:

- 1.Never look directly into the LED light Source.
- 2.Must only be used on flat, stable surfaces.
- 3.Must not be immersed in water or other liquids.
- 4.Must not be operated with wet hands
- 5.Must never be covered.
- 6.Must never be operated with an open housing, missing or damaged wiring compartment, or missing or damaged lens.
- 7.Must never be sprayed or cleaned using a steam pressure cleaner since this can damage the insulation and seals.
- 8.Must never be repaired by the user, repairs must only be carried out by the manufacturer or an authorized service representative.

## FEATURES:



## **COMMISSIONING:**

Adjust the body to the beam angle you want.

The light has three switching stage. Press once on the On/Off switch to go to the next setting, the following setting are possible: Full power -Power saving(power on)-off. Press on the sensor On/Off switch to use hands wave to turn on or turn off the light.

## **NOTE:**

All light are partially charged when delivered.

Charge the product before use fully.

Please use the charger equipped with the lamp.

Please do not use the light when charging.

Please do not use a modified or damaged charger.

Please do not leave the lamp be in charging over 24 hours.

Please do not disassemble the lamp.

Please recharge the lamp every six months when in stock.

## **CLEANING:**

Allow the light to cool down sufficiently!

Clean with a dry or slightly moist, clean, lint-free cloth and a mild detergent if required.

Do not use cleaners that contain abrasives or solvents.



Waste electrical products should not be disposed of together with household waste. Please recycle where designated facilities exists. Check with your local authority or retailer for recycling advice.

- The battery must be removed from the appliance before it is scrapped.
- The appliance must be disconnected from the main power supply when removing the battery.
- The battery must be disposed of safely.

## **WARRANTY**

We do not take responsibility for any damage caused by misuse or any use that is not in compliance with the safety standards described herein.

## **CUSTOMER SERVICES**

Contact your local importer or your specialized dealer to obtain address of our service department.

---

**FROM DATE OF PURCHASE RECEIPT  
2 YEAR GUARANTEE  
ON MATERIAL OR PRODUCTION DEFECTS**

# **KRAFTWERK®**

FAVORITE TOOLS SINCE 1979

**KRAFTWERK Europe AG**  
**Mettlenbachstrasse 23**  
**CH-8617 Mönchaltorf**  
**Switzerland**  
**Tel. +41-44 949 40 50**

**KRAFTWERK Sàrl.**  
**25, rue du Stade**  
**F – 67870 Bischoffsheim**  
**France**  
**Tel. +33-388 48 64 50**

**[www.kraftwerktools.com](http://www.kraftwerktools.com)**